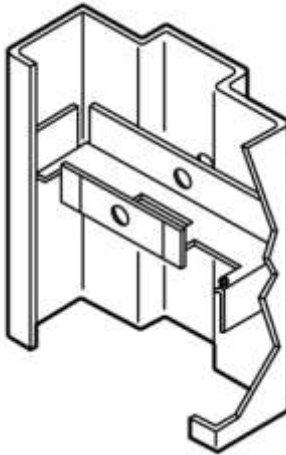
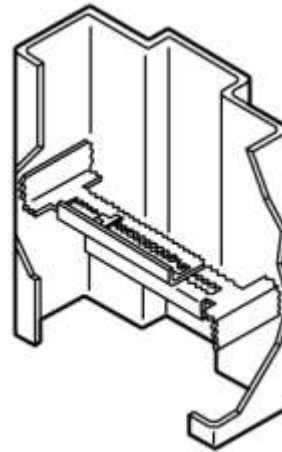


**ENGINEERING DETAILS for
STEEL STUD WALL ANCHORS**

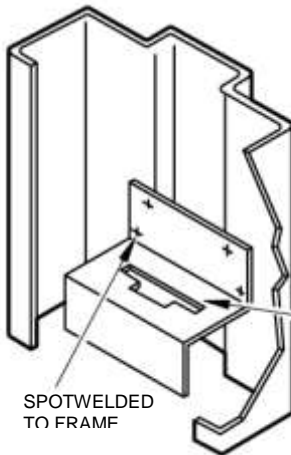
SNAP-IN COMBINATION
WALL ANCHOR FOR
CHANNEL STEEL STUD



SNAP-IN ADJUSTABLE
CHANNEL STEEL STUD
WALL ANCHOR

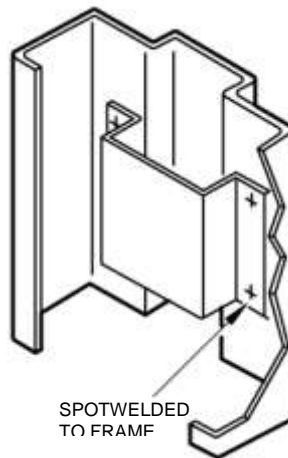


Z CLIP ANCHOR
CHANNEL STEEL STUD



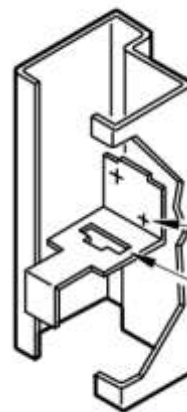
PROVISION
FOR STRUT
OPTIONAL

HI-HAT ANCHOR
CHANNEL STEEL STUD



SPOTWELDED
TO FRAME

SOLID PLASTER AND
CHANNEL STEEL STUD
ANCHOR



SPOTWELDED
TO FRAME

STRUT
SLOT